



# 2024 INDUSTRY

# REVOLUTIONIZING THE FUTURE OF METAL CUTTING THROUGH INNOVATIVE SUSTAINABLE TECHNOLOGIES

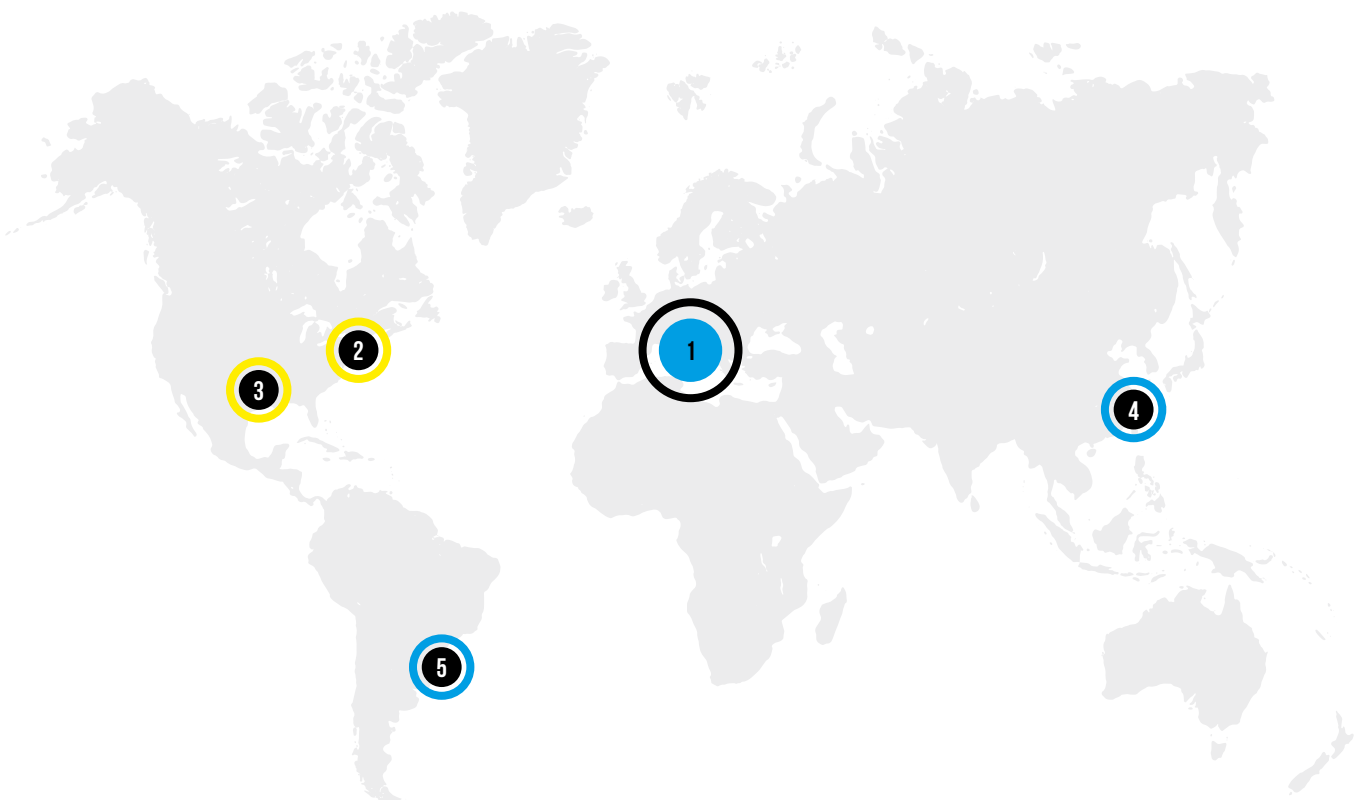
*"... Our products and services for metal cutting are transforming the future of digital factory by offering a wide range of solutions to improve the efficiency and automation of production processes: this holistic approach has actually consolidated Industry 4.0 standards and is helping to define the new horizons of Industry 5.0 through programming and management, control and monitoring software applications, exclusive cutting cycles and integration services."*

## MEP GROUP

**We are specialized in the design and production of band and circular sawing machines for metal cutting** that meet the most varied needs in the field of forming and chip removal of ferrous and non-ferrous materials.

Pioneer of digitalization in the sawing machine industry, the company has always attached the utmost importance to process automation in order to remain competitive in the market: **the wide range of sawing machines is made up of standard automation and digitalization solutions that can be enhanced with customized solutions according to customer needs.**

Moreover, as an all-round solutions provider, we offer **not only cutting-edge sawing machines and integrated services, but also high-tech peripheral devices and innovative accessories.**



**HYDMECH**

Woodstock, ON  
Canada



**HYDMECH inc.**

Conway, AR  
USA



**MEP SPA**

Pergola (PU)  
Italy



**MEP (SUZHOU)  
CO. LTD**

Suzhou P.R.  
China



**MEP DO BRASIL  
LTDA.**

São Paulo - SP  
Brazil



1964

Year of  
foundation

5

Headquarters  
in 4 continents

41000

smq of production  
plant

324

Employees

550

Distributors and  
dealers all over  
the world

120

Countries to  
which our  
products are  
distributed

114

Sawing machines  
models

400

Material Handling  
System solutions

100

Customized  
solutions  
manufactured  
annually

1000  
x  
2000


Maximum cutting  
capacity (mm)

5500

Machines  
manufactured  
annually

74 M

Euro annual  
turnover




















*"... Believing that digitalization is the key to remaining competitive in the market and improving the quality of products and services, our goal is to promote innovation and sustainable development by putting at the service of our customers solutions that integrate the knowledge gained during the digitalization process: actually, as part of our business strategy, we position ourselves as a pioneer in the digitalization of our processes and the continuous search for new technologies aimed at improving our efficiency, precision and productivity.*

...

*Digitalization, accelerated by the recent introduction of artificial intelligence, remains the beating heart of our operations, from the development and design of our products, to manufacturing and logistics, and we are convinced that the direct knowledge of digital technologies acquired through observation, use and daily practice is the differentiating element that allows us to perform best in the market by offering solutions suitable for every type of customer."*

# LEGEND

	<b>AUTOMATIC CUTTING CYCLE</b>		<b>THREE-PHASE POWER</b>
	<b>SEMI-AUTOMATIC CUTTING CYCLE</b>		<b>SINGLE-PHASE POWER</b>
	<b>ELECTROHYDRAULIC</b>		<b>CUTTING SPEED SELECTOR</b>
	<b>ELECTROPNEUMATIC</b>		<b>INVERTER MOTOR POWER</b>
	<b>ELECTROMECHANICAL</b>		<b>MAX VICE OPENING</b>
	<b>FERROUS MATERIALS</b>		<b>CUTTING ANGLE</b>
	<b>NON-FERROUS MATERIALS</b>		<b>PROFILES</b>
	<b>CIRCULAR BLADE/BAND SIZE</b>		<b>SOLIDS</b>
			<b>SAWING MACHINE WEIGHT</b>

The manufacturer reserves the right to carry out modifications without notice.

The published photos may include non-standard details.





# SHARK

## THE WIDE RANGE OF BAND SAWING MACHINES

This type of sawing machines has been a revolution in the field of steel cutting because they allow the cutting of medium-large materials while maintaining a small footprint. The secret lies in the use of a band blade with variable teeth and a thickness ranging from 1mm to 3mm, thus allowing easier penetration and removal of the material and, at the same time, a proportionate structure of the machine. Thanks to all these characteristics, band sawing machines are extremely flexible in terms of both material sections and their toughness.

### SEMI-AUTOMATIC

In this case, the operator must set the machine, load the material and position it to the desired size. The sawing machine will then perform the cutting cycle automatically. This type of machine is mainly aimed at those who need to cut medium-large series of various materials.

### AUTOMATIC

The operator must set the machine, load the material and program it by entering the lengths to cut and the quantities. Some models require only the material loading since they are equipped with a software that, depending on the material, allows the auto-setting of both the machine and its cutting parameters. These models are also provided with the Kit Industry 4.0 Ready - IOT. Moreover, it is possible to develop customized solutions with automatic material loading/unloading systems.





# SHARK 660 CNC HS 4.0

METALS • SOLIDS



SHARK 660 CNC HS 4.0, dual-column electromechanical automatic band sawing machine for 0° cuts of structural, stainless and alloy steels, solids and profiles. In addition to the automatic cutting cycle, it can also operate in semi-automatic mode.



## ABSOLUTE EFFICIENCY

- The two working modes (semi-automatic and automatic ones) allow to perform any kind of cut in the most efficient way.
- The control allowing to store up to 300 cutting programs, each one with different quantities and lengths, minimizes programming time of regular jobs.
- The automatic acquisition of the saw head cutting start position reduces programming time.
- The automatic alignment of the front blade guide head according to the dimensions of the bars to cut reduces setting time.
- The blade tensioning through electronic transducer is constantly checked and adjusted in real-time, thus granting a higher cutting precision and longer blade life.
- The blade deviation control device allows to perform cuts always in perfect tolerance.
- The cutting vice with fixed hydraulic retractable back jaw makes feeding of non-straight bars or bundles held with stripes smoother.

## EXCEPTIONAL FLEXIBILITY

- The bar feeder with single stroke 760 mm is repeatable to cut at any length.
- The feeder clamping unit is floating and self-aligning to feed also non-straight bars.
- The pair of vertical rollers allows to contain and align any kind of bar or bundle while feeding.
- The vector inverter for infinite variable blade speed from 15 to 115 m/min allows to adjust the saw blade rotation speed according to the type of material.
- The motorized chip collector can be assembled to both the right and the left of the sawing machine.



### CAST-IRON STRUCTURE

Cast-iron structure to absorb vibrations and ensure greater cutting stability and longer blade life.



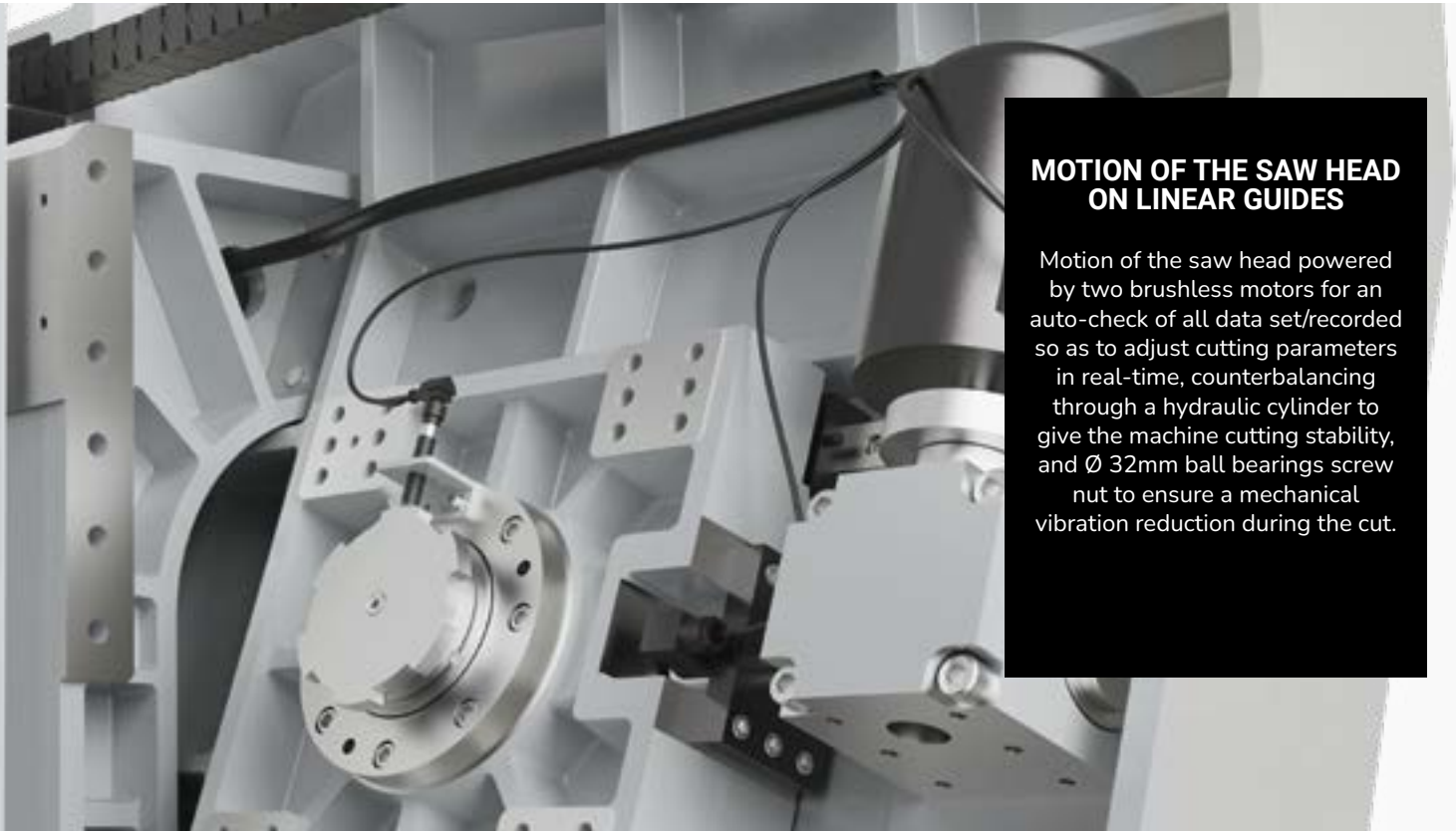
### INDUSTRY 4.0 READY - IOT

The optional IOT allows to maximize data collection and use them in favor of a better sawing machine cutting performance and longer blade life.



### FLOATING BAR FEEDER VICE












The bar feeder vice is self-aligning in order to feed even non-straight bars.



#### MOTION OF THE SAW HEAD ON LINEAR GUIDES

Motion of the saw head powered by two brushless motors for an auto-check of all data set/recorded so as to adjust cutting parameters in real-time, counterbalancing through a hydraulic cylinder to give the machine cutting stability, and Ø 32mm ball bearings screw nut to ensure a mechanical vibration reduction during the cut.

**OPTIONS FROM PAGE 34 - N° 02 - 03 - 04 - 11 - 14 - 15 - 85 - 108 - 109 - 132 - 135 - 136**

		 inverter						 OIL				
m/min	kW	kW	mm		mm	mm	kg	kW	l	kW	l	mm
15÷200	15	18	STANDARD 8400X54X1.6	0°	660	660	9000	3.7	72	2x0.37	340	670
			OPTIONAL 8400X67X1.6									



## **MATERIAL LIBRARY FOR THE AUTOMATIC SETTING OF THE BLADE ROTATION SPEED AND HEAD DOWN FEED RATE**

The material library allows the automatic setting of the blade speed (S) and head down feed rate (F) according to the type of material. From the extendable material library, you can choose the type and the geometry of the material, the hardness and the type of blade. Accordingly, the control sets the right blade speed and head down feed rate.

## **ADAPTATIVE SAW HEAD DOWN FEED RATE**

Self-regulation in real-time of head down feed rate according to type of material or blade wear.







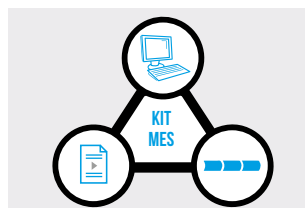
WATCH  
THE VIDEO

# OPTIONS SHARK



## OPTION N° 02

5 L emulsifiable oil pack



## OPTION N° 15

MePlan: Kit MES



## OPTION N° 03

Spray mist system



## OPTION N° 32

Vice pressure regulator



## OPTION N° 04

Bi-Metal band saw blade



## OPTION N° 34

Laser projector  
& work light




## OPTION N° 10

Supplementary foot pedal  
control with emergency stop



## OPTION N° 70

Roller conveyor  
KK530/1500 mm



## OPTION N° 11

Voltage adaption for  
200-220V 50/60Hz  
three-phase



## OPTION N° 72

Roller conveyor  
KK330HD/1500 mm



## OPTION N° 14

Kit IoT Industry 4.0 Ready



## OPTION N° 73

Roller conveyor  
KK330/1500 mm



### OPTION N° 75

Roller conveyor  
KK530/3000 mm



### OPTION N° 95

Jaws to reduce remnant  
max. 30 mm



### OPTION N° 85

TCT Bi-Metal band  
saw blade



### OPTION N° 96

Fixed camera



### OPTION N° 91

Hydraulic overhead  
bundlings  
350x350 mm



### OPTION N° 97

Folding back doors



### OPTION N° 92

Hydraulic overhead  
bundlings  
max. 460x460 mm



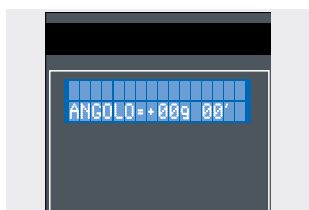
### OPTION N° 99

Powered dredging  
chip conveyor



### OPTION N° 93

Band saw blade  
deviation device



### OPTION N° 101

Digital angle display



### OPTION N° 94

Jaws to reduce remnant  
max. 25 mm



### OPTION N° 104

Hydraulic POP-UP roller  
left



### OPTION N° 105

Hydraulic POP-UP roller right



### OPTION N° 114

Bar sensors to optimize remnant



### OPTION N° 107

CB 6001 - Automatic chute loading magazine



### OPTION N° 115

Bandsaw upgrade to 41 mm blade (in place of the standard blade of 34mm)



### OPTION N° 108

Hydraulic overhead bundlings for bundle cutting max. 660x660 mm



### OPTION N° 116

Bandsaw upgrade to 41 mm blade (in addition to the standard blade of 34mm)



### OPTION N° 109

Retractable fixed vice jaw



### OPTION N° 117

Adapter for unloading table



### OPTION N° 110

Kit blade speed 200 m/min (34-mm band)



### OPTION N° 118

Hydraulic overhead bundling for bundle cutting max. 510x180 mm



### OPTION N° 111

Kit blade speed 200 m/min (41-mm band)



### OPTION N° 119

Unloading table adapter



### OPTION N° 113

Hydraulic overhead bundlings equipped with vice to reduce remnant (only for multiple bars on one layer) max. 250x160 mm



### OPTION N° 120

Loading table adapter





### OPTION N° 124

Blade-guide heads coolant flow control device



### OPTION N° 131

Loading table adapter with motorized sliding rollers



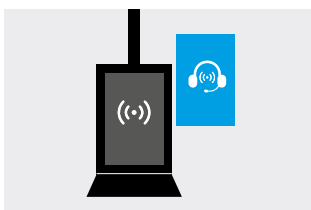
### OPTION N° 125

Remnant optimization kit (bar remnant held inside the cutting vice - good piece in the outfeed)



### OPTION N° 132

Stainless steel belt chip conveyor



### OPTION N° 126

Wi-Fi remote service




### OPTION N° 133

Kit for chip conveyor assembly on the left



### OPTION N° 127

Adapter for loading table



### OPTION N° 134

Adaption of voltage different from V.400-415 50Hz and V.480 60Hz



### OPTION N° 128

Adapter for unloading table with support



### OPTION N° 135

Roller conveyor KK730/1500 mm



### OPTION N° 129

Adapter for loading table with support



### OPTION N° 136

Roller conveyor KK730/3000 mm










### OPTION N° 130

Unloading table adapter with motorized sliding rollers

# CONVEYORS FOR SAWING MACHINES

	ADAPTERS		KK IDLER ROLLER CONVEYORS							KK MOTORIZED ROLLER CONVEYORS					
	LOADING	UNLOADING	KK200	KK330	KK330 HD	KK 460	KK 530	KK 730	KK 930	CONTROL A			CONTROL B		
SHARK 332 RC KONNECT				•	•										
SHARK 350 NC HS 5.0		•					•			•			•		
SHARK 350 CNC HS 4.0							•			•			•		
SHARK 460 KONNECT	•							•			•			•	
SHARK 660 CNC HS 4.0								•			•			•	
SHARK 512 SXI EVO	•	•					•			•			•		
SHARK 652 SXI H 5.0	•	•						•			•			•	
TIGER 372 CNC LR 4.0		•													
TIGER 372 CNC LR 4.0 RC		•													
TIGER 402 CNC HR 4.0		•													
TIGER 402 CNC HR 4.0 RC		•													




# OPTIONS IDLER CONVEYORS

		VERTICAL ROLLER	SET OF VERTICAL ROLLERS	TWO SETS OF VERTICAL ROLLERS	HEAVY-DUTY VERTICAL ROLLER	ADJUSTABLE VERTICAL ROLLER	HYDRAULIC SQUARING VICE	TRAY COOLANT RECOVERY	ADDITIONAL SUPPORT	SAFETY FILLER PLATES	STAGING SKIDS	MEASURING STOP DEVICE R1	MEASURING STOP DEVICE R2	MEASURING STOP DEVICE R3	MEASURING STOP DEVICE R4	MEASURING STOP DEVICE FLASH	CHAIN CROSS TRANSFER	TRUCK & TROLLEY CROSS TRANSFER	ARROW (M, S, A)	BLAZE (S, A)
<b>KK 200</b>									•			•	•	•						
<b>KK 330</b>			•	•					•			•	•	•					•	
<b>KK330HD</b>			•																•	
<b>KK 460</b>			•	•					•				•	•					•	
<b>KK 530</b>		•			•	•	•	•		•	•				•	•	•	•		•
<b>KK 730</b>		•			•	•	•	•		•	•				•	•	•	•		•
<b>KK 930</b>		•			•	•	•	•		•	•				•	•	•	•		•




# OPTIONS MOTORIZED CONVEYORS

		VERTICAL ROLLER
		SET OF VERTICAL ROLLERS
		TWO SETS OF VERTICAL ROLLERS
		HEAVY-DUTY VERTICAL ROLLER
		ADJUSTABLE VERTICAL ROLLER
		HYDRAULIC SQUARING VICE
		TRAY COOLANT RECOVERY
		ADDITIONAL SUPPORT
		SAFETY FILLER PLATES
		STAGING SKIDS
		MEASURING STOP DEVICE R1
		MEASURING STOP DEVICE R2
		MEASURING STOP DEVICE R3
		MEASURING STOP DEVICE R4
		MEASURING STOP DEVICE FLASH
		CHAIN CROSS TRANSFER
		TRUCK & TROLLEY CROSS TRANSFER
		ARROW (M, S, A)
		BLAZE (S, A)

## KKK MOTORIZED ROLLER CONVEYORS (MANUAL FREE STAND CONTROL WITH JOYSTICK)

KK 530		•			•	•	•	•		•	•								
KK 730		•			•	•	•	•		•	•								
KK 930		•			•	•	•	•		•	•								

## KKK MOTORIZED ROLLER CONVEYORS (FIXED MANUAL FREE STAND CONTROL)

KK 530		•			•	•	•	•	•	•	•					•	•	•	
KK 730		•			•	•	•	•	•	•	•					•	•	•	
KK 930		•			•	•	•	•	•	•	•					•	•	•	



[illegible]

# TECHNICAL SPECIFICATIONS

	Rest piece no longer feeded - standard -(mm)	Rest piece no longer feeded with vice to reduce restpiece (mm)	Minimum cutting length (mm)	Cutting capacity with overhead bundling (mm)	Speed of feeding vice (m/min)	Max. weight that the feeding vice can pull (kg)
SHARK 332 RC KONNECT	390	-	10	-	9	1360
SHARK 350 NC HS 5.0	130	25	10	350X350	4.5	2720
SHARK 350 CNC HS 4.0	130	25	10	350X350	4.5	2720
SHARK 460 KONNECT	120	-	10	460X460	4.5	2720
SHARK 660 CNC HS 4.0	70	-	10	660X660	4.5	10000*
SHARK 512 SXI EVO	-	-	-	-	-	-
SHARK 652 SXI H 5.0 MANUAL MITERING	-	-	-	-	-	-
SHARK 652 SXI H 5.0 AUTOMATIC MITERING	-	-	-	-	-	-
TIGER 372 CNC LR 4.0	170	170	10	70X70	6	1360
TIGER 372 CNC LR 4.0 RC	260	-	-	-	6	1360
TIGER 402 CNC HR 4.0	160	160	-	70X70	6	1360
TIGER 402 CNC HR 4.0 RC	260	-	-	-	6	1360

\* 26" x 26" x 15' / 660mm x 660mm x 3000mm

Working table height (mm)	Capacity of the coolant tank (Lt)	Capacity of the hydraulic tank (Lt)	Blade length (mm)	Max. sawing machine sizes (mm)	Packing size (mm)
930	180	70	3770 ±30 X 27 X 0.9	3050 X 2300	2250 X 2300 X 3050
860	200	70	4640 ±40 X 34 X 1.1 4640 ±40 X 41 X 1.3	3050 X 2070	2200 X 2200 X 3200
870	200	70	4640 ±40 X 34 X 1.1 4640 ±40 X 41 X 1.3	3050 X 2360	2200 X 2200 X 3200
837	180	60	6350 ±30 X 41 X 1.3	3900 X 2300	2300 X 2300 X 3900
890	340	72	8400 ±40 X 54 X 1.6 8400 ±40 X 67 X 1.6	5000 X 2440	3000 X 2440 X 5000
880	82	2.5	4640 ±20 X 34 X 1.1	3260 X 1660	2100 X 2280 X 1800
938	95	25	6700 ±20 X 41 X 1.3	3400 X 3300	2100 X 3400 X 2350
938	95	25	6700 ±20 X 41 X 1.3	3400 X 3300	2100 X 3400 X 2350
940	105	-	HSS Ø 370 X 32 X 3	2500 X 2540	1800 X 2700 X 2100
940	105	-	HSS Ø 370 X 32 X 3	2500 X 2540	1800 X 2700 X 2100
1000	105	-	HM Ø 400 X 32 X 3.8	2500 X 2540	1800 X 2700 X 2100
1000	105	-	HM Ø 400 X 32 X 3.8	2500 X 2540	1800 X 2700 X 2100

MEP's passionate team of designers and technical experts use the latest mechanical design software to be at the forefront of metal cutting technology and to choose the most innovative and advanced solutions to all possible needs in metal cutting.

## DESIGN AND PRODUCTION OF CUSTOM CUTTING LINES

MEP's technical staff are able to design and build custom cutting machines and equipments to meet all possible needs.

**DO YOU NEED A SAW?**

**WE MAKE YOUR OWN SAW!**









### SERVICE & SUPPORT

The Mep After Sale Service supports Customers with a range of services that for years have been one of the Company's excellence.



### SPARE PARTS

Our technical staff is always ready to guarantee you the best assistance in the identification of the spare parts, even for machines out of production, and shipping by the fastest couriers within 24-72 hours after placing the order.

Moreover, storage and modern logistics ensure that our spare parts warehouse is constantly optimized in order to guarantee maximum availability.



### MAINTENANCE PLANS

A regular maintenance has several benefits: less frequent failures and breakages, longer life of the sawing machine and its parts, more efficient system.

Find out which maintenance plan is the most suitable for your production needs or check if the maintenance KIT suitable for your sawing machine is available. Maximize efficiency to avoid any unpleasant events! Prevent expensive downtime by relying on the experience of our after sale service team.



### TRAINING PLANS

Conceived for your MEP sawing machines or cutting lines: these cutting-edge courses are oriented to customers and workshop practice and they are about notions and practice directly on the machine!

Stand out from the competition by taking full advantage of the potential of your sawing machine!





### OVERHAUL

Restore the efficiency of your sawing machine by improving productivity, cutting precision and safety.



### INTEGRATIONS AND OPTIMIZATIONS

Upgrades to enhance the software version in use, along with the integrations needed to connect its parts with other systems, maximize the efficiency of your workshop by making the most of its potential.

**OUR EXPERIENCE AND SUPPORT TO GRANT YOUR EFFICIENCY, ALWAYS!**

## AFTER SALES PROGRAM

Given the primary importance of Customer Satisfaction, particular attention has been paid to the management of the After Sales Service by a highly specialized internal staff that constantly interacts with quality control, Authorized Customer Service Centres, Sales Office and End Customers.

Autorizzazione del Ministero per i Beni e le Attività Culturali  
Prot. n. 6603 del 5-7-2010



[museo.bronzidorati@libero.it](mailto:museo.bronzidorati@libero.it)

IN THE MUSEUM OF OUR CITY THE ONLY GROUP OF  
GOLDEN BRONZE STATUS IN THE WORLD



## MEP SPA SOCIO UNICO

Via Enzo Magnani, 1 - 61045 PERGOLA (PU) ITALY

Tel. (+39) 0721 73721 - Fax (+39) 0721 734533

R. Imprese, C.F. e P. IVA n°13051480153

Cod. EORI IT13051480153

REA PS 164639

Capitale Sociale € 10.372.791,00 int. vers.

Pec: [mepsa@mepsaws.legalmail.it](mailto:mepsa@mepsaws.legalmail.it)

[www.mepsaws.com](http://www.mepsaws.com)