

2024 INDUSTRY

REVOLUTIONIZING THE FUTURE OF METAL CUTTING THROUGH INNOVATIVE SUSTAINABLE TECHNOLOGIES

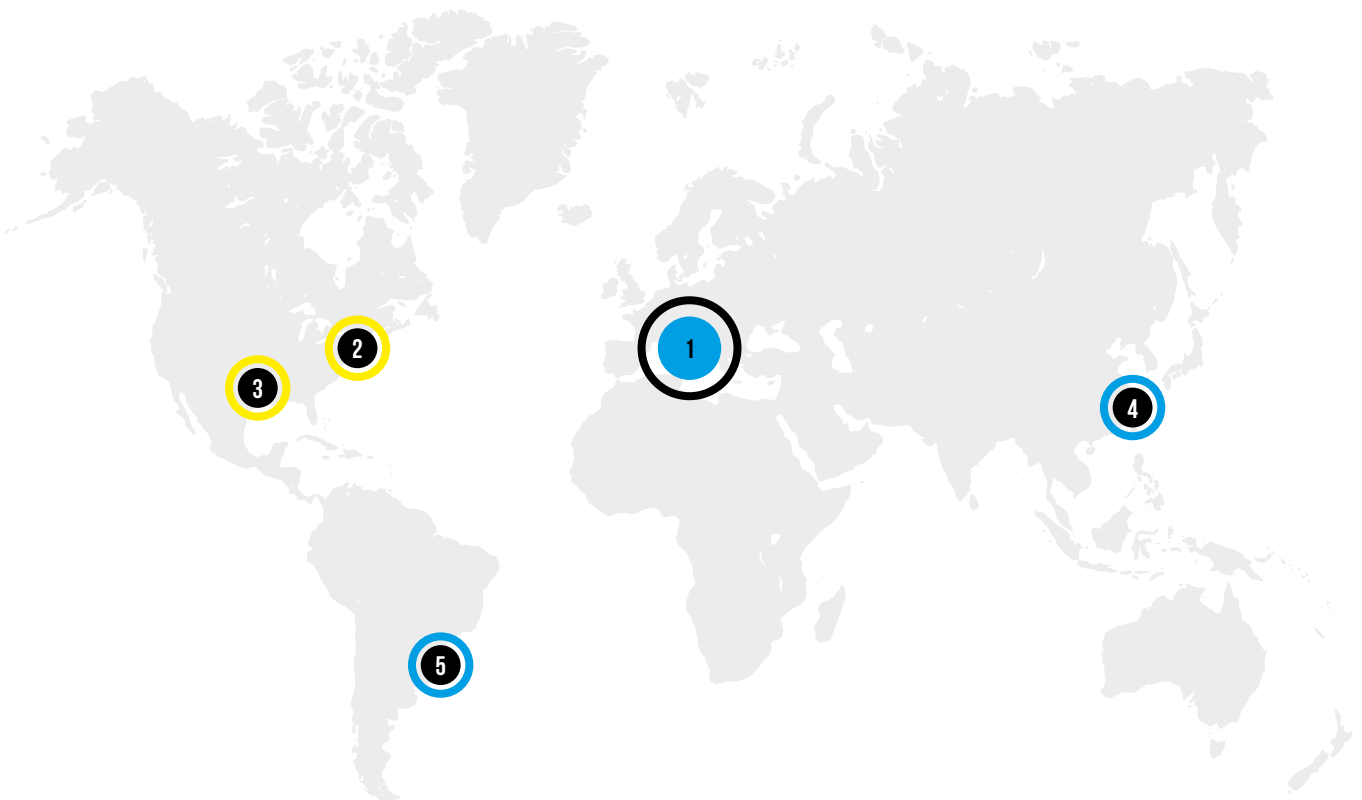
"... Our products and services for metal cutting are transforming the future of digital factory by offering a wide range of solutions to improve the efficiency and automation of production processes: this holistic approach has actually consolidated Industry 4.0 standards and is helping to define the new horizons of Industry 5.0 through programming and management, control and monitoring software applications, exclusive cutting cycles and integration services."

MEP GROUP

We are specialized in the design and production of band and circular sawing machines for metal cutting that meet the most varied needs in the field of forming and chip removal of ferrous and non-ferrous materials.

Pioneer of digitalization in the sawing machine industry, the company has always attached the utmost importance to process automation in order to remain competitive in the market: **the wide range of sawing machines is made up of standard automation and digitalization solutions that can be enhanced with customized solutions according to customer needs.**

Moreover, as an all-round solutions provider, we offer **not only cutting-edge sawing machines and integrated services, but also high-tech peripheral devices and innovative accessories.**



HYDMECH

Woodstock, ON
Canada



HYDMECH inc.

Conway, AR
USA



MEP SPA

Pergola (PU)
Italy



**MEP (SUZHOU)
CO. LTD**

Suzhou P.R.
China



**MEP DO BRASIL
LTDA.**

São Paulo - SP
Brazil



1964

Year of foundation

5

Headquarters in 4 continents

41000

smq of production plant

324

Employees

550

Distributors and dealers all over the world

120

Countries to which our products are distributed

114

Sawing machines models

400

Material Handling System solutions

100

Customized solutions manufactured annually

1000 x 2000

Maximum cutting capacity (mm)

5500

Machines manufactured annually

74 M


















Euro annual turnover



"... Believing that digitalization is the key to remaining competitive in the market and improving the quality of products and services, our goal is to promote innovation and sustainable development by putting at the service of our customers solutions that integrate the knowledge gained during the digitalization process: actually, as part of our business strategy, we position ourselves as a pioneer in the digitalization of our processes and the continuous search for new technologies aimed at improving our efficiency, precision and productivity.

"... Digitalization, accelerated by the recent introduction of artificial intelligence, remains the beating heart of our operations, from the development and design of our products, to manufacturing and logistics, and we are convinced that the direct knowledge of digital technologies acquired through observation, use and daily practice is the differentiating element that allows us to perform best in the market by offering solutions suitable for every type of customer."

LEGEND

	AUTOMATIC CUTTING CYCLE		THREE-PHASE POWER
	SEMI-AUTOMATIC CUTTING CYCLE		SINGLE-PHASE POWER
	ELECTROHYDRAULIC		CUTTING SPEED SELECTOR
	ELECTROPNEUMATIC		INVERTER MOTOR POWER
	ELECTROMECHANICAL		MAX VICE OPENING
	FERROUS MATERIALS		CUTTING ANGLE
	NON-FERROUS MATERIALS		PROFILES
	CIRCULAR BLADE/BAND SIZE		SOLIDS
			SAWING MACHINE WEIGHT

The manufacturer reserves the right to carry out modifications without notice.

The published photos may include non-standard details.



TIGER

PROFESSIONAL LINE OF COLUMN CIRCULAR SAWING MACHINES

Among all our sawing machines, the TIGER line is the one that guarantees a finished cut which does not require further processing. For machine users, this results in a saving of time and labor, as well as material. Furniture and window manufacturers, precision mechanical workshops and automotive companies are those who prefer this range of sawing machines consisting of nine models, including two for light alloys cutting.

AUTOMATIC

Ideal for both large size production batches even on multiple work shifts and cuts in series in continuous cycle. Presence of the operator is not necessary during the cutting cycles, which can also automatically measure the piece to cut. Due to the characteristics of the circular blade, the cut finishing is smooth.





TIGER 372 CNC LR 4.0

MITER CUTTING • METALS • TUBES • PROFILES • BEAMS



TIGER 372 CNC LR 4.0, electropneumatic automatic circular sawing machine to cut steels mitering from -45° to $+60^{\circ}$. In addition to the automatic cutting cycle, it can also operate in semi-automatic mode.



ABSOLUTE EFFICIENCY

- The two working modes (semi-automatic and automatic ones) allow to perform any kind of cut in the most efficient way.
- The control allowing to store up to 300 cutting programs, each one with different quantities and lengths, minimizes programming time of regular jobs.
- The clamping unit, which is equipped with both a horizontal pneumatic cutting-off vice sliding on the left and right side of the blade and a vertical vice, ensures an efficient and safe clamping of the material even in case of tube cutting.
- The three-stage gear transmission allows to perform high-speed cuts, thus ensuring longer blade life.

EXCEPTIONAL FLEXIBILITY

- The bar feeder with single stroke 1000 mm is repeatable to cut at any length.
- The vector inverter for infinite variable blade speed from 15 to 150 rpm allows to adjust the saw blade rotation speed according to the type of material.
- The material library allows the automatic setting of the blade speed (S) and head down feed rate (F) according to the type of material. Moreover, from the extendable material library, you can choose the type and the geometry of the material, the hardness and the type of blade. Accordingly, the control sets the right blade speed and head down feed rate.
- The adjustable steel anti-burr device clamps the material both in the infeed and outfeed, thus granting a burr-free cut.
- The saw head mitering system is manual by means of fixed mechanical stops at -45° , 0° , $+45^{\circ}$ and $+60^{\circ}$ and a locking device at all angles in between.



ADAPTATIVE SAW HEAD DOWN FEED RATE

Self-regulation in real-time of head down feed rate according to the type of material that grants a great surface finishing in any working condition, even in case of blade wear.

INDUSTRY 4.0 READY - IOT

The optional IOT allows to maximize data collection and use them in favor of a better sawing machine cutting performance and longer blade life.














MOTION OF THE SAW HEAD ON LINEAR GUIDES

Motion of the saw head on linear guides with preloaded ball screw slides that ensures a mechanical vibration reduction during the cut.


CAST-IRON STRUCTURE

Cast-iron structure to absorb vibrations and ensure greater cutting stability and longer blade life.

OPTIONS FROM PAGE 56 - N° 02 - 03 - 05 - 10 - 11 - 14 - 15 - 56 - 71 - 87 - 89 - 99 - 102 - 106 - 112 - 121 - 122 - 123

 HSS												
370x32x3	5.5	15÷150	190		370	115	100	125x100	70	70	-	
						120	100	180x100	120	100	180x100	
						115	100	125x100	70	70	-	kg
						115	95	-	50	50	-	1060






WATCH
THE VIDEO

OPTIONS TIGER



OPTION N° 02

5 L emulsifiable oil pack



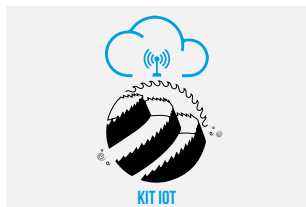
OPTION N° 11

Voltage adaption for 200-220V 50/60Hz three-phase



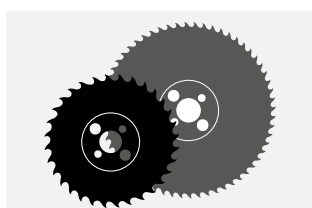
OPTION N° 03

Spray mist system



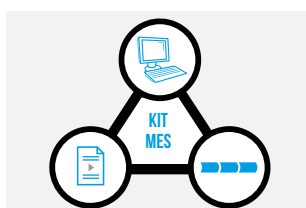
OPTION N° 14

Kit IoT Industry 4.0 Ready




OPTION N° 05

Circular blade HSS



OPTION N° 15

MePlan: Kit MES




OPTION N° 06

Circular blade TCT



OPTION N° 56

Roller conveyor KK200V/1500 mm
Rollers inclined at 45° when machine equipped with bundle comb jaws



OPTION N° 10

Supplementary foot pedal control with emergency stop



OPTION N° 71

Roller conveyor KK200/1500 mm




OPTION N° 86

Adapter for unloading table



OPTION N° 98

Chip collector Turbo 2500




OPTION N° 87

Set of comb jaws (max. 70x70 mm - min. 10x10 mm) with remnant reduction to 170 mm - only for automatic cutting at 0°



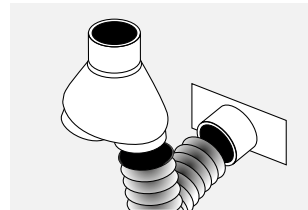
OPTION N° 99

Powered dredging chip conveyor



OPTION N° 88

Set of nylon comb jaws (max 75x75 mm) to reduce remnant



OPTION N° 100

Kit for double suction



OPTION N° 89

Supplementary pneumatic vice



OPTION N° 102

Blade guide and extended saw blade flange - max. cutting capacity Ø 105 mm



OPTION N° 90

Set of nylon comb jaws (max 75x75 mm)



OPTION N° 103

Special vice to reduce remnant (max. 160 mm)



OPTION N° 106

CB 6001 - Automatic chute loading magazine



OPTION N° 112

Adapter for unloading table with support



OPTION N° 121

Adjustable support for bundle cutting (feeder stroke reduced by 100mm)



OPTION N° 122

Outfeed chute for bundle comb jaws



OPTION N° 123

Automatic continuous bar feeding through material sensors








CONVEYORS FOR SAWING MACHINES

	ADAPTERS		KK IDLER ROLLER CONVEYORS							KK MOTORIZED ROLLER CONVEYORS						
	LOADING	UNLOADING	KK200	KK330	KK330 HD	KK 460	KK 530	KK 730	KK 930	CONTROL A			CONTROL B			
										KK 530	KK730	KK 930	KK 530	KK730	KK930	
SHARK 332 RC KONNECT				•	•											
SHARK 350 NC HS 5.0		•					•			•			•			
SHARK 350 CNC HS 4.0							•			•			•			
SHARK 460 KONNECT	•										•			•		
SHARK 660 CNC HS 4.0											•			•		
SHARK 512 SXI EVO	•	•					•			•			•			
SHARK 652 SXI H 5.0	•	•									•			•		
TIGER 372 CNC LR 4.0		•														
TIGER 372 CNC LR 4.0 RC		•														
TIGER 402 CNC HR 4.0		•														
TIGER 402 CNC HR 4.0 RC		•														

OPTIONS IDLER CONVEYORS




	VERTICAL ROLLER
	SET OF VERTICAL ROLLERS
	TWO SETS OF VERTICAL ROLLERS
	HEAVY-DUTY VERTICAL ROLLER
	ADJUSTABLE VERTICAL ROLLER
	HYDRAULIC SQUARING VICE
	TRAY COOLANT RECOVERY
	ADDITIONAL SUPPORT
	SAFETY FILLER PLATES
	STAGING SKIDS
	MEASURING STOP DEVICE R1
	MEASURING STOP DEVICE R2
	MEASURING STOP DEVICE R3
	MEASURING STOP DEVICE R4
	MEASURING STOP DEVICE FLASH
	CHAIN CROSS TRANSFER
	TRUCK & TROLLEY CROSS TRANSFER
	ARROW (M, S, A)
	BLAZE (S, A)

KK IDLER ROLLER CONVEYORS

	VERTICAL ROLLER	SET OF VERTICAL ROLLERS	TWO SETS OF VERTICAL ROLLERS	HEAVY-DUTY VERTICAL ROLLER	ADJUSTABLE VERTICAL ROLLER	HYDRAULIC SQUARING VICE	TRAY COOLANT RECOVERY	ADDITIONAL SUPPORT	SAFETY FILLER PLATES	STAGING SKIDS	MEASURING STOP DEVICE R1	MEASURING STOP DEVICE R2	MEASURING STOP DEVICE R3	MEASURING STOP DEVICE R4	MEASURING STOP DEVICE FLASH	CHAIN CROSS TRANSFER	TRUCK & TROLLEY CROSS TRANSFER	ARROW (M, S, A)	BLAZE (S, A)
KK 200 								•			•	•	•						
KK 330 		•	•					•			•	•	•					•	
KK330HD 		•																•	
KK 460 		•	•					•				•	•					•	
KK 530 	•			•	•	•	•		•	•				•	•	•	•		•
KK 730 	•			•	•	•	•		•	•				•	•	•	•		•
KK 930 	•			•	•	•	•		•	•				•	•	•	•		•

• suitable

• it requires a control

		VERTICAL ROLLER	SET OF VERTICAL ROLLERS	TWO SETS OF VERTICAL ROLLERS!	HEAVY-DUTY VERTICAL ROLLER	ADJUSTABLE VERTICAL ROLLER	HYDRAULIC SQUARING VICE	TRAY COOLANT RECOVERY	ADDITIONAL SUPPORT	SAFETY FILLER PLATES	STAGING SKIDS	MEASURING STOP DEVICE R1	MEASURING STOP DEVICE R2	MEASURING STOP DEVICE R3	MEASURING STOP DEVICE R4	MEASURING STOP DEVICE FLASH	CHAIN CROSS TRANSFER	TRUCK & TROLLEY CROSS TRANSFER	ARROW (M, S, A)	BLAZE (S, A)
KK 930		•			•	•	•	•	•	•	•					•	•	•		
KK 730		•			•	•	•	•	•	•	•					•	•	•		
KK 530		•			•	•	•	•	•	•	•					•	•	•		

KKC MOTORIZED ROLLER CONVEYORS (FIXED AUTOMATIC FREE STAND CONTROL)

TECHNICAL SPECIFICATIONS

	Rest piece no longer fed - standard -(mm)	Rest piece no longer fed with vice to reduce restpiece (mm)	Minimum cutting length (mm)	Cutting capacity with overhead bundling (mm)	Speed of feeding vice (m/min)	Max. weight that the feeding vice can pull (kg)
SHARK 332 RC KONNECT	390	-	10	-	9	1360
SHARK 350 NC HS 5.0	130	25	10	350X350	4.5	2720
SHARK 350 CNC HS 4.0	130	25	10	350X350	4.5	2720
SHARK 460 KONNECT	120	-	10	460X460	4.5	2720
SHARK 660 CNC HS 4.0	70	-	10	660X660	4.5	10000*
SHARK 512 SXI EVO	-	-	-	-	-	-
SHARK 652 SXI H 5.0 MANUAL MITERING	-	-	-	-	-	-
SHARK 652 SXI H 5.0 AUTOMATIC MITERING	-	-	-	-	-	-
TIGER 372 CNC LR 4.0	170	170	10	70X70	6	1360
TIGER 372 CNC LR 4.0 RC	260	-	-	-	6	1360
TIGER 402 CNC HR 4.0	160	160	-	70X70	6	1360
TIGER 402 CNC HR 4.0 RC	260	-	-	-	6	1360

* 26" x 26" x 15' / 660mm x 660mm x 3000mm

Working table height (mm)	Capacity of the coolant tank (Lt)	Capacity of the hydraulic tank (Lt)	Blade length (mm)	Max. sawing machine sizes (mm)	Packing size (mm)
930	180	70	3770 ±30 X 27 X 0.9	3050 X 2300	2250 X 2300 X 3050
860	200	70	4640 ±40 X 34 X 1.1 4640 ±40 X 41 X 1.3	3050 X 2070	2200 X 2200 X 3200
870	200	70	4640 ±40 X 34 X 1.1 4640 ±40 X 41 X 1.3	3050 X 2360	2200 X 2200 X 3200
837	180	60	6350 ±30 X 41 X 1.3	3900 X 2300	2300 X 2300 X 3900
890	340	72	8400 ±40 X 54 X 1.6 8400 ±40 X 67 X 1.6	5000 X 2440	3000 X 2440 X 5000
880	82	2.5	4640 ±20 X 34 X 1.1	3260 X 1660	2100 X 2280 X 1800
938	95	25	6700 ±20 X 41 X 1.3	3400 X 3300	2100 X 3400 X 2350
938	95	25	6700 ±20 X 41 X 1.3	3400 X 3300	2100 X 3400 X 2350
940	105	-	HSS Ø 370 X 32 X 3	2500 X 2540	1800 X 2700 X 2100
940	105	-	HSS Ø 370 X 32 X 3	2500 X 2540	1800 X 2700 X 2100
1000	105	-	HM Ø 400 X 32 X 3.8	2500 X 2540	1800 X 2700 X 2100
1000	105	-	HM Ø 400 X 32 X 3.8	2500 X 2540	1800 X 2700 X 2100

MEP's passionate team of designers and technical experts use the latest mechanical design software to be at the forefront of metal cutting technology and to choose the most innovative and advanced solutions to all possible needs in metal cutting.

DESIGN AND PRODUCTION OF CUSTOM CUTTING LINES

MEP's technical staff are able to design and build custom cutting machines and equipments to meet all possible needs.

DO YOU NEED A SAW?

WE MAKE YOUR OWN SAW!







SERVICE & SUPPORT

The Mep After Sale Service supports Customers with a range of services that for years have been one of the Company's excellence.



SPARE PARTS

Our technical staff is always ready to guarantee you the best assistance in the identification of the spare parts, even for machines out of production, and shipping by the fastest couriers within 24-72 hours after placing the order.

Moreover, storage and modern logistics ensure that our spare parts warehouse is constantly optimized in order to guarantee maximum availability.



MAINTENANCE PLANS

A regular maintenance has several benefits: less frequent failures and breakages, longer life of the sawing machine and its parts, more efficient system.

Find out which maintenance plan is the most suitable for your production needs or check if the maintenance KIT suitable for your sawing machine is available. Maximize efficiency to avoid any unpleasant events! Prevent expensive downtime by relying on the experience of our after sale service team.



TRAINING PLANS

Conceived for your MEP sawing machines or cutting lines: these cutting-edge courses are oriented to customers and workshop practice and they are about notions and practice directly on the machine!

Stand out from the competition by taking full advantage of the potential of your sawing machine!



OVERHAUL

Restore the efficiency of your sawing machine by improving productivity, cutting precision and safety.



INTEGRATIONS AND OPTIMIZATIONS

Upgrades to enhance the software version in use, along with the integrations needed to connect its parts with other systems, maximize the efficiency of your workshop by making the most of its potential.

OUR EXPERIENCE AND SUPPORT TO GRANT YOUR EFFICIENCY, ALWAYS!

AFTER SALES PROGRAM

Given the primary importance of Customer Satisfaction, particular attention has been paid to the management of the After Sales Service by a highly specialized internal staff that constantly interacts with quality control, Authorized Customer Service Centres, Sales Office and End Customers.

Autorizzazione del Ministero per i Beni e le Attività Culturali
Prot. n. 6603 del 5-7-2010



museo.bronzidorati@libero.it

IN THE MUSEUM OF OUR CITY THE ONLY GROUP OF
GOLDEN BRONZE STATUS IN THE WORLD



MEP SPA SOCIO UNICO

Via Enzo Magnani, 1 - 61045 PERGOLA (PU) ITALY
Tel. (+39) 0721 73721 - Fax (+39) 0721 734533
R. Imprese, C.F. e P. IVA n°13051480153
Cod. EORI IT13051480153
REA PS 164639
Capitale Sociale € 10.372.791,00 int. vers.
Pec: mepsa@mepsaws.legalmail.it

www.mepsaws.com