



# 2024 NETWORK

# REVOLUTIONIZING THE FUTURE OF METAL CUTTING THROUGH INNOVATIVE SUSTAINABLE TECHNOLOGIES

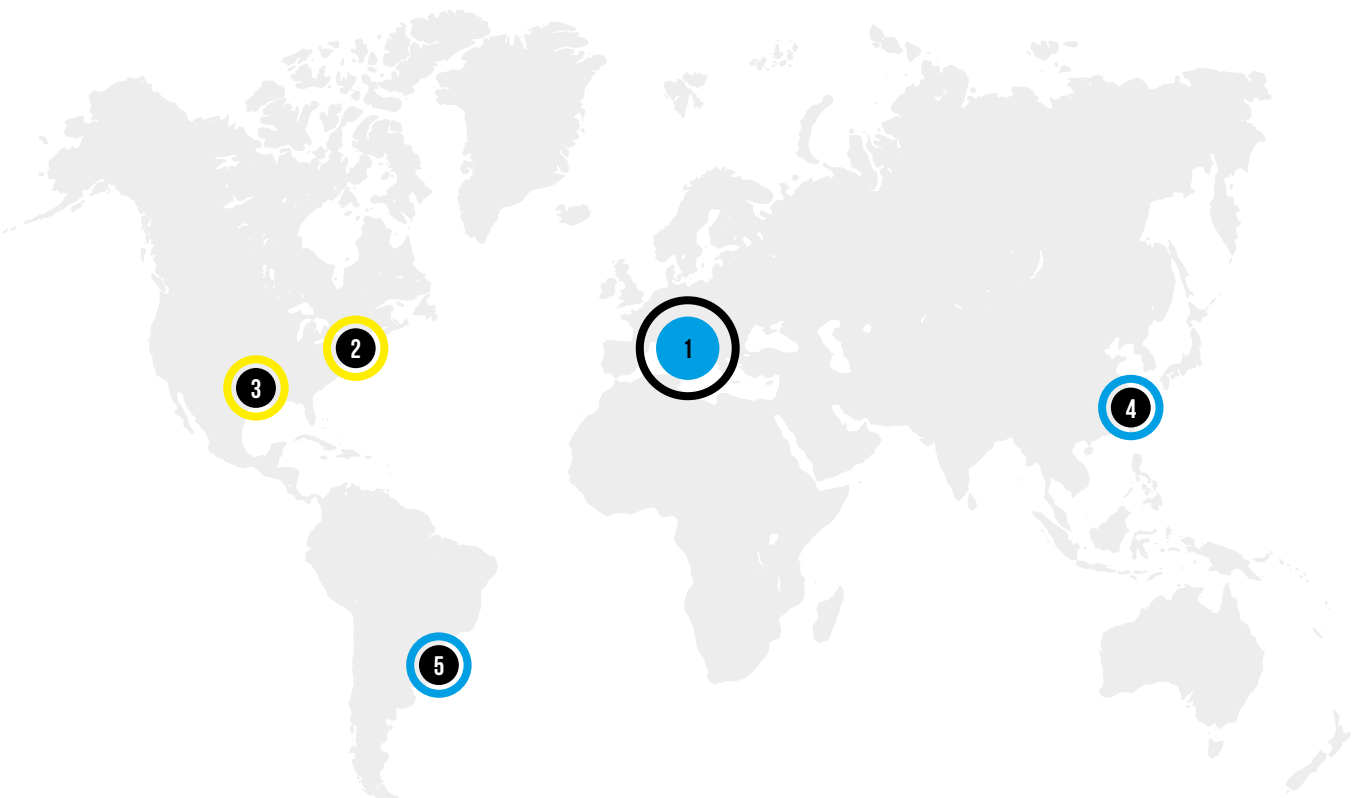
“... Our products and services for metal cutting are transforming the future of digital factory by offering a wide range of solutions to improve the efficiency and automation of production processes: this holistic approach has actually consolidated Industry 4.0 standards and is helping to define the new horizons of Industry 5.0 through programming and management, control and monitoring software applications, exclusive cutting cycles and integration services.”

## MEP GROUP

We are specialized in the design and production of band and circular sawing machines for metal cutting that meet the most varied needs in the field of forming and chip removal of ferrous and non-ferrous materials.

Pioneer of digitalization in the sawing machine industry, the company has always attached the utmost importance to process automation in order to remain competitive in the market: **the wide range of sawing machines is made up of standard automation and digitalization solutions that can be enhanced with customized solutions according to customer needs.**

Moreover, as an all-round solutions provider, we offer **not only cutting-edge sawing machines and integrated services, but also high-tech peripheral devices and innovative accessories.**



**HYDMECH**

Woodstock, ON  
Canada



**HYDMECH inc.**

Conway, AR  
USA



**MEP SPA**

Pergola (PU)  
Italy



**MEP (SUZHOU)  
CO. LTD**

Suzhou P.R.  
China



**MEP DO BRASIL  
LTDA.**

São Paulo - SP  
Brazil



1964

Year of foundation

5

Headquarters in 4 continents

41000

sqm of production plant

324

Employees

550

Distributors and dealers

120

Countries to which our products are distributed

114

Sawing machines models

400

Material Handling System solutions

100

Customized solutions manufactured annually

1000 x 2000


Maximum cutting capacity (mm)

5500

Machines manufactured annually

74 M

Euro annual turnover



"... Believing that digitalization is the key to remaining competitive in the market and improving the quality of products and services, our goal is to promote innovation and sustainable development by putting at the service of our customers solutions that integrate the knowledge gained during the digitalization process: actually, as part of our business strategy, we position ourselves as a pioneer in the digitalization of our processes and the continuous search for new technologies aimed at improving our efficiency, precision and productivity.

... Digitalization, accelerated by the recent introduction of artificial intelligence, remains the beating heart of our operations, from the development and design of our products, to manufacturing and logistics, and we are convinced that the direct knowledge of digital technologies acquired through observation, use and daily practice is the differentiating element that allows us to perform best in the market by offering solutions suitable for every type of customer."

# PRODUCTION PROCESS

The excellent cutting precision of MEP machines is largely due to their G25 cast iron frames, which are deburred and then blasted with steel shot prior to painting. To ensure maximum flexibility in production, a large number of these painted, cast iron frames are always kept in stock ready for machining.

Nearly all material is processed in MEP's three FMS machining centres. These are served from a single automated warehouse system capable of handling a large number of different parts uninterrupted, even overnight, to ensure maximum flexibility in production.

Each machining centre has its own tool store and preset system to change tools whenever they no longer conform to the requirements of the machining program.





**QUALITY CONTROL**



**MACHINED CAST IRON STORES**



**PRE-ASSEMBLY**





















**ASSEMBLY ISLANDS**

A measuring system that operates at a controlled temperature samples the dimensions of machined parts to ensure constant uniformity. Once machined, cast iron parts are stored in a large warehouse ready for picking and assembly.

A dedicated department assembles all complex mechanisms and performs all adjustments and calibrations that require particular care. 10 assembly islands, each handling limited quantities at a time, are served by the high speed FMS machining centres and large castings store to ensure extremely flexible production and to reduce delivery times for almost 50 different models of sawing machine.

# LEGEND

	<b>AUTOMATIC CUTTING CYCLE</b>		<b>THREE-PHASE POWER</b>
	<b>SEMI-AUTOMATIC CUTTING CYCLE</b>		<b>SINGLE-PHASE POWER</b>
	<b>SEMI-AUTOMATIC/DYNAMIC CUTTING CYCLE</b>		<b>CUTTING SPEED SELECTOR</b>
	<b>MANUAL CUTTING CYCLE</b>		<b>MAX VICE OPENING</b>
	<b>ELECTROHYDRAULIC</b>		<b>CUTTING ANGLE</b>
	<b>ELECTROPNEUMATIC</b>		<b>PROFILES</b>
	<b>ELECTROMECHANICAL</b>		<b>SOLIDS</b>
	<b>FERROUS MATERIALS</b>		<b>SAWING MACHINE WEIGHT</b>
	<b>NON-FERROUS MATERIALS</b>		
	<b>CIRCULAR BLADE/BAND SIZE</b>		

The manufacturer reserves the right to carry out modifications without notice.

The published photos may include non-standard details.



# PH

## THE SMALL BAND SAWING MACHINES WITH HIGH PERFORMANCE


When there is no need for large production batches but flexibility and user-friendliness with a minimum investment, the PH line of manual band sawing machines is the right choice. Small workshops, toolrooms and maintenance departments will surely find their ideal sawing machine in this range. Small machines for those who think big.

### MANUAL












Ideal sawing machines for small size production batches, trim cuts or cuts of parts on a wide range of materials. Presence of the operator is necessary during the cutting cycle and, where appropriate, he shall also measure the piece to cut. Due to the characteristics of the band saw blade, the cut finishing is raw.







OPTIONS AT PAGE 16 - N° 02 - 04 - 27 - 28 - 71

										
mm	kW	m/min	kW	m/min	mm	0°	180	180	200x150	kg
2130x20x0.9	1.25	80	0.70/0.81	40-80	218	+45°	115	110	125x110	190
						+60°	70	70	70x70	

# OPTIONS PH



## OPTION N° 02

5 L emulsifiable oil pack



## OPTION N° 26

Adapter for unloading table



## OPTION N° 04

Bi-Metal band saw blade



## OPTION N° 29

Adapter for loading table



## OPTION N° 18

Adapter for loading table



## OPTION N° 30

Adapter for unloading table



## OPTION N° 19

Adapter for unloading table



## OPTION N° 71

Roller conveyor  
KK200/1500 mm



## OPTION N° 27

Adapter for loading table



## OPTION N° 72

Roller conveyor  
KK330/1500 mm

# CONVEYORS FOR SAWING MACHINES

	ADAPTERS		KK IDLER ROLLER CONVEYORS							KK MOTORIZED ROLLER CONVEYORS					
	LOADING	UNLOADING	KK200	KK330	KK330 HD	KK 460	KK 530	KK 730	KK 930	CONTROL A			CONTROL B		
			KK 530	KK730	KK 930	KK 530	KK730	KK930							
PH 211-1	•	•	•												
PH211-1 HB	•	•	•												
PH 261-1	•	•		•											
PH 261-1 HB	•	•		•											
PH 262	•	•		•											
PH 262 HB	•	•		•											
SHARK 281		•		•											
SHARK 281 CCS		•		•											
SHARK 281 CCS MA		•		•											
SHARK 281 SXI EVO		•		•											
SHARK 281 NC 5.0		•		•	•										
SHARK 282		•		•											
SHARK 282 CCS		•		•											
SHARK 282 CCS MA		•		•											
SHARK 282 SXI EVO		•		•											
SHARK 332-1 CCS		•		•											
SHARK 332-1 SXI EVO		•		•											
SHARK 332-1 NC 5.0		•		•	•										
SHARK 331-1 NC 5.0 SPIDER		•		•	•										
SHARK 382-1 SXI EVO		•				•	•			•			•		
SHARK 452-1 SXI EVO	•	•				•	•			•			•		
SHARK 230-1 NC HS 5.0				•	•										
TIGER 352		•	•												
TIGER 352 MA		•	•												
TIGER 352 SX EVO		•	•												
TIGER 352 NC 5.0		•	•												
TIGER 372 SX EVO		•	•												
COBRA 352 MA		•	•												
COBRA 352 SX EVO		•	•												
COBRA 352 NC 5.0		•	•												
FALCON 352		•	•												
FALCON 352 MA		•	•												

# OPTIONS IDLER CONVEYORS







	VERTICAL ROLLER
	SET OF VERTICAL ROLLERS
	TWO SETS OF VERTICAL ROLLERS
	HEAVY-DUTY VERTICAL ROLLER
	ADJUSTABLE VERTICAL ROLLER
	HYDRAULIC SQUARING VICE
	TRAY COOLANT RECOVERY
	ADDITIONAL SUPPORT
	SAFETY FILLER PLATES
	STAGING SKIDS
	MEASURING STOP DEVICE R1
	MEASURING STOP DEVICE R2
	MEASURING STOP DEVICE R3
	MEASURING STOP DEVICE R4
	MEASURING STOP DEVICE FLASH
	CHAIN CROSS TRANSFER
	TRUCK & TROLLEY CROSS TRANSFER
	ARROW (M, S, A)
	BLAZE (S, A)




## KK IDLER ROLLER CONVEYORS

	VERTICAL ROLLER	SET OF VERTICAL ROLLERS	TWO SETS OF VERTICAL ROLLERS	HEAVY-DUTY VERTICAL ROLLER	ADJUSTABLE VERTICAL ROLLER	HYDRAULIC SQUARING VICE	TRAY COOLANT RECOVERY	ADDITIONAL SUPPORT	SAFETY FILLER PLATES	STAGING SKIDS	MEASURING STOP DEVICE R1	MEASURING STOP DEVICE R2	MEASURING STOP DEVICE R3	MEASURING STOP DEVICE R4	MEASURING STOP DEVICE FLASH	CHAIN CROSS TRANSFER	TRUCK & TROLLEY CROSS TRANSFER	ARROW (M, S, A)	BLAZE (S, A)
KK 200 								•			•	•	•						
KK 330 		•	•					•			•	•	•					•	
KK330HD 		•																•	
KK 460 		•	•					•			•	•						•	
KK 530 	•			•	•	•	•		•	•				•	•	•	•		•
KK 730 	•			•	•	•	•		•	•				•	•	•	•		•
KK 930 	•			•	•	•	•		•	•				•	•	•	•		•

• suitable      • it requires a control

# OPTIONS MOTORIZED CONVEYORS

		VERTICAL ROLLER	SET OF VERTICAL ROLLERS	TWO SETS OF VERTICAL ROLLERS	HEAVY-DUTY VERTICAL ROLLER	ADJUSTABLE VERTICAL ROLLER	HYDRAULIC SQUARING VICE	TRAY COOLANT RECOVERY	ADDITIONAL SUPPORT	SAFETY FILLER PLATES	STAGING SKIDS	MEASURING STOP DEVICE R1	MEASURING STOP DEVICE R2	MEASURING STOP DEVICE R3	MEASURING STOP DEVICE R4	MEASURING STOP DEVICE FLASH	CHAIN CROSS TRANSFER	TRUCK & TROLLEY CROSS TRANSFER	ARROW (M, S, A)	BLAZE (S, A)
<b>KKA MOTORIZED ROLLER CONVEYORS (MANUAL FREE STAND CONTROL WITH JOYSTICK)</b>																				
KK 530		•			•	•	•	•		•	•									
KK 730		•			•	•	•	•		•	•									
KK 930		•			•	•	•	•		•	•									
<b>KKB MOTORIZED ROLLER CONVEYORS (FIXED MANUAL FREE STAND CONTROL)</b>																				
KK 530		•			•	•	•	•	•	•	•					•	•	•		
KK 730		•			•	•	•	•	•	•	•					•	•	•		
KK 930		•			•	•	•	•	•	•	•					•	•	•		

		VERTICAL ROLLER	SET OF VERTICAL ROLLERS	TWO SETS OF VERTICAL ROLLERS	HEAVY-DUTY VERTICAL ROLLER	ADJUSTABLE VERTICAL ROLLER	HYDRAULIC SQUARING VICE	TRAY COOLANT RECOVERY	ADDITIONAL SUPPORT	SAFETY FILLER PLATES	STAGING SKIDS	MEASURING STOP DEVICE R1	MEASURING STOP DEVICE R2	MEASURING STOP DEVICE R3	MEASURING STOP DEVICE R4	MEASURING STOP DEVICE FLASH	CHAIN CROSS TRANSFER	TRUCK & TROLLEY CROSS TRANSFER	ARROW (M, S, A)	BLAZE (S, A)
<b>KK 930</b>		•			•	•	•	•	•	•	•					•	•	•		
<b>KK 730</b>		•			•	•	•	•	•	•	•					•	•	•		
<b>KK 530</b>		•			•	•	•	•	•	•	•					•	•	•		

**KKC MOTORIZED ROLLER CONVEYORS (FIXED AUTOMATIC FREE STAND CONTROL)**

# TECHNICAL SPECIFICATIONS

	Rest piece no longer feeded standard (mm)	Minimum cutting length (mm)	Cutting capacity with overhead bundling (mm)	Speed of feeding vice (m/min)	Max. weight that the feeding vice can pull (kg)	Working table height (mm)
PH 211/1	-	-	-	-	-	935
PH 211/1 - HB	-	-	-	-	-	935
PH 261/1	-	-	-	-	-	950
PH 261/1 - HB	-	-	-	-	-	950
PH 262	-	-	-	-	-	950
PH 262 - HB	-	-	-	-	-	950
SHARK 281	-	-	-	-	-	860
SHARK 281 CCS/MA	-	-	-	-	-	860
SHARK 281 SXI evo	-	-	-	-	-	857
SHARK 281 NC 5.0	260	10	170x130	4	1360	870
SHARK 282	-	-	-	-	-	870
SHARK 282 CCS/MA	-	-	-	-	-	870
SHARK 282 SXI evo	-	-	-	-	-	861
SHARK 331-1 NC 5.0 SPIDER	210	10	320x150	4	1360	900
SHARK 332-1 CCS	-	-	-	-	-	870
SHARK 332-1 SXI evo	-	-	-	-	-	870
SHARK 332-1 NC 5.0	400	10	320x160	4	1360	870
SHARK 382-1 SXI evo	-	-	-	-	-	870
SHARK 452-1 SXI evo	-	-	-	-	-	880
SHARK 230-1 NC HS 5.0	85	10	230x230	4	1360	870
TIGER 352/MA	-	-	-	-	-	940
TIGER 352 SX evo	-	-	-	-	-	950
TIGER 352 NC 5.0	320	10	70x70	4.5	1360	950
TIGER 372 SX evo	-	-	-	-	-	950
FALCON 352	-	-	-	-	-	970
FALCON 352 MA	-	-	-	-	-	970
COBRA 352 MA	-	-	-	-	-	920
COBRA 352 SX evo	-	-	-	-	-	925
COBRA 352 NC 5.0	385	-	75x75	4.6	1360	940

Capacity of the coolant tank (Lt)	Capacity of the hydraulic tank (Lt)	Blade length (mm)	Max. sawing machine sizes (mm)	Packing size (mm)
10	-	2130 ±20 X 20 X 0.9	1510 X 645	800 X 1400 X 1650
10	-	2130 ±20 X 20 X 0.9	1510 X 645	800 X 1400 X 1650
15	-	2450 ±20 X 20 X 0.9	1725 X 715	800 X 1400 X 1650
15	-	2450 ±20 X 27 X 0.9	1725 X 715	800 X 1400 X 1650
15	-	2450 ±20 X 27 X 0.9	1580 X 710	800 X 1400 X 1650
15	-	2450 ±20 X 27 X 0.9	1580 X 710	800 X 1400 X 1650
22	-	2950 ±20 X 27 X 0.9	1785 X 800	1000 X 1700 X 1650
22	-	2950 ±20 X 27 X 0.9	1785 X 800	1000 X 1700 X 1650
13	2.5	2950 ±20 X 27 X 0.9	2000 X 1000	1000 X 1700 X 1840
120	35	2950 ±20 X 27 X 0.9	2460 X 2230	1960 X 2190 X 2030
13	-	2950 ±20 X 27 X 0.9	1800 X 900	1000 X 1700 X 1650
13	-	2950 ±20 X 27 X 0.9	1800 X 900	1000 X 1700 X 1650
13	2.5	2950 ±20 X 27 X 0.9	1650 X 1150	1000 X 1700 X 1840
100	35	3650 ±20 X 27 X 0.9	1900 X 1860	2040 X 2020 X 1740
80	-	3650 ±20 X 27 X 0.9	2155 X 1210	1300 X 2200 X 1950
60	2.5	3650 ±20 X 27 X 0.9	2250 X 1400	1300 X 2000 X 1950
120	35	3650 ±20 X 27 X 0.9	2720 X 2324	2030 X 2300 X 2150
60	2.5	3770 ±20 X 27 X 0.9	2250 X 1400	1300 X 2000 X 1950
80	2.5	4500 ±20 X 34 X 1.1	3300 X 1660	2040 X 2280 X 1800
95	33	2950 ±20 X 27 X 0.9	1655 X 1864	1800 X 2080 X 2100
20	-	HSS 350 X 32 X 2.5	960 X 1040	950 X 1000 X 1870
20	-	HSS 350 X 32 X 2.5	1140 X 1035	1050 X 1120 X 2050
20	-	HSS 350 X 32 X 2.5	2150 X 1300	1200 X 1920 X 2200
80	-	HSS 370 X 32 X 3.0	1400 X 1490	1240 X 1480 X 2150
42	-	HSS 350 X 32 X 2.5	860 X 1170	830 X 920 X 880
42	-	HSS 350 X 32 X 2.5	860 X 1170	830 X 920 X 1500
1/10	-	HM 350 X 32 X 3.4	850 X 1230	700 X 1000 X 1700
1/10	-	HM 350 X 32 X 3.4	1700 X 1510	1200 X 1450 X 1800
1/10	-	HM 350 X 32 X 3.4	2360 X 1700	1650 X 2200 X 2150



**MEP's passionate team of designers and technical experts use the latest mechanical design software to be at the forefront of metal cutting technology and to choose the most innovative and advanced solutions to all possible needs in metal cutting.**

## **DESIGN AND PRODUCTION OF CUSTOM CUTTING LINES**

**MEP's technical staff are able to design and build custom cutting machines and equipments to meet all possible needs.**

**DO YOU NEED A SAW?**

**WE MAKE YOUR OWN SAW!**



MEP MATERIAL HANDLING



### SERVICE & SUPPORT

The Mep After Sale Service supports Customers with a range of services that for years have been one of the Company's excellence.



### SPARE PARTS

Our technical staff is always ready to guarantee you the best assistance in the identification of the spare parts, even for machines out of production, and shipping by the fastest couriers within 24-72 hours after placing the order.

Moreover, storage and modern logistics ensure that our spare parts warehouse is constantly optimized in order to guarantee maximum availability.



### MAINTENANCE PLANS

A regular maintenance has several benefits: less frequent failures and breakages, longer life of the sawing machine and its parts, more efficient system.

Find out which maintenance plan is the most suitable for your production needs or check if the maintenance KIT suitable for your sawing machine is available. Maximize efficiency to avoid any unpleasant events! Prevent expensive downtime by relying on the experience of our after sale service team.



### TRAINING PLANS

Conceived for your MEP sawing machines or cutting lines: these cutting-edge courses are oriented to customers and workshop practice and they are about notions and practice directly on the machine!

Stand out from the competition by taking full advantage of the potential of your sawing machine!



### OVERHAUL

Restore the efficiency of your sawing machine by improving productivity, cutting precision and safety.



### INTEGRATIONS AND OPTIMIZATIONS

Upgrades to enhance the software version in use, along with the integrations needed to connect its parts with other systems, maximize the efficiency of your workshop by making the most of its potential.

**OUR EXPERIENCE AND SUPPORT TO GRANT YOUR EFFICIENCY, ALWAYS!**

## AFTER SALES PROGRAM

**Given the primary importance of Customer Satisfaction, particular attention has been paid to the management of the After Sales Service by a highly specialized internal staff that constantly interacts with quality control, Authorized Customer Service Centres, Sales Office and End Customers.**

Autorizzazione del Ministero per i Beni e le Attività Culturali  
Prot. n. 6603 del 5-7-2010



[museo.bronzidorati@libero.it](mailto:museo.bronzidorati@libero.it)

IN THE MUSEUM OF OUR CITY THE ONLY GROUP OF  
GOLDEN BRONZE STATUS IN THE WORLD



## MEP SPA SOCIO UNICO

Via Enzo Magnani, 1 - 61045 PERGOLA (PU) ITALY

Tel. (+39) 0721 73721 - Fax (+39) 0721 734533

R. Imprese, C.F. e P. IVA n°13051480153

Cod. EORI IT13051480153

REA PS 164639

Capitale Sociale € 10.372.791,00 int. vers.

Pec: [mepsa@mepsaws.legalmail.it](mailto:mepsa@mepsaws.legalmail.it)

[www.mepsaws.com](http://www.mepsaws.com)