



# SHARK

## 652 SXI H 5.0

SHARK 652 SXI H 5.0, dual column electro-hydraulic band saw, equipped with blade 6700x41x1,3mm specifically designed to cut pipes and beams up to max 650x450mm at 0° and can miter from +60° up to -60°.

The machine is available in two versions both equipped with a touch screen and the latest MEP controller which is designed exclusively for all our sawing machines.

- MANUAL POSITIONING (manual rotation of the head with a hand lever and a hydraulic brake to lock the head into position; the cutting angle is visualized on a display).


- AUTOMATIC POSITIONING (programming of the cutting angle from the electrical panel with automatic hydraulic locking system).

In the AUTOMATIC POSITIONING feature the cutting angle is determined by means of a gear/chain system and 2 cutting cycles are available.










A) Automatic cycle for mitre at one angle only;

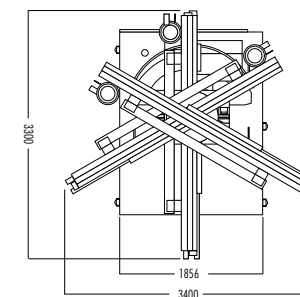
B) Automatic cycle for mitre at two angles programmable from main control.

To make the angle setting easier both versions A and B can be equipped with a pair of pop-up hydraulic rollers (one for the infeed and one for the outfeed). This avoids the material scraping onto the turn table when mitering (OPTIONAL).



OPTIONALS FROM PAG 27 - N° 01 - 02 - 03 - 04 - 29 - 36 - 37 - 59

									
	mm	kW	m/min	mm	kg	0°	45°	H	L
652 SXI H 5.0	6700x41x1,3	9,2	15÷150	650	3300	+ 45°	400	400	400x450
						+ 60°	250	250	250x450
						- 45°	400	400	400x450
						- 60°	250	250	250x450





- Structure in grey cast iron G25, reducing drastically vibrations, grant a better stability and longer blade life.
- Powerful 9,2 kw (15hp) blade motor with vectorial inverter in order to continuously adjust the blade speed in a single range from 15 to 150m/min.
- Powerful coolant flows to wash the cutting area and to convey chips away.
- Work light and laser projector to position the bar accurately in order to carry out non-standard or facing cuts.
- Saw head stroke by means of double hydraulic cylinders on linear guides with ball-bearings and pre-loaded slides (3° canted head to make the chip removal easier for horizontal walls).
- Self-adjustment cutting force by means of a servo valve mounted on the hydraulic cylinder.
- Latest generation hydraulic control unit, with high efficiency and low energy consumption.

- 7" touch screen.
- Two hydraulic cutting vises to clamp the material on both sides and one vertical hydraulic cylinder.
- Automatic adjustment of the front guide arm in relation to the capacity that needs to be cut.
- Moveable band saw blade guide on a vertical arm sliding on balls bearing linear guides. Blade driven by carbide pads and vertical anti-vibration rollers.
- Blade tensioning trough a servo system constantly monitored during the cycle.
- Three coolant pumps to ensure high coolant flood (120 l/min) to cool down the blade and wash away chips from the working area.
- Mechanical driven blade brush keeps the blade gullets clean, helping to maximaze blade performance and life.
- Belt chip conveyor ( Optional).
- Machine preset for being handled by lift truck.
- Bi-metal band saw blade for solids and profiles.

